

Product data

Features

OTP programming of POSIC's SMD encoder ID4501

Key Specifications

Supply voltage5 V / 6.5 V

Temperature0 to 50°C

Dimensions60 x 70 mm

Description

The Programming Board is intended for OTP-programming of POSIC's SMD encoder ID4501 prior to soldering. It is compatible to the Interface Board of the Evaluation and Programming Tool EPT002.

Fig 1 shows how to connect the Programming Board to the ASSIST Interface Board.

Fig 2 shows the opened socket containing an ID4501 encoder. To open the socket, the top side of the black lever must be pushed towards the center of the socket. Align the ID4501 encoder in the socket:

- The solder side* (large copper pads) must be facing down.
- The sensing side* (small copper pads) must be facing up.
- The round copper mark must be at the upper right side in

Error! Reference source not found.. In the socket, this corner has a larger recess/indent than the other 3 corners

* See ID4501 datasheet Fig 3.





Fig 1 Programming Board (1) connected to ASSIST Interface Board (2), which is connected via USB cable (3) to PC with ASSIST software.





Fig 2 Programming Board, socket with lid open.

Ordering information

PRB010 Programming board with socket for ID4501 including flat cable for connection to ASSIST Interface Board

Technical drawings



- 1) 8-pin DIN41651 connector to ASSIST Interface Board
- 2) Socket
- 3) Encoder Power jumper J7
 - Present: encoder powered via ASSIST Interface Board connector
 - Removed: encoder not powered (can be powered via jumper-pin)

Fig. 3 Dimensions and explanations.

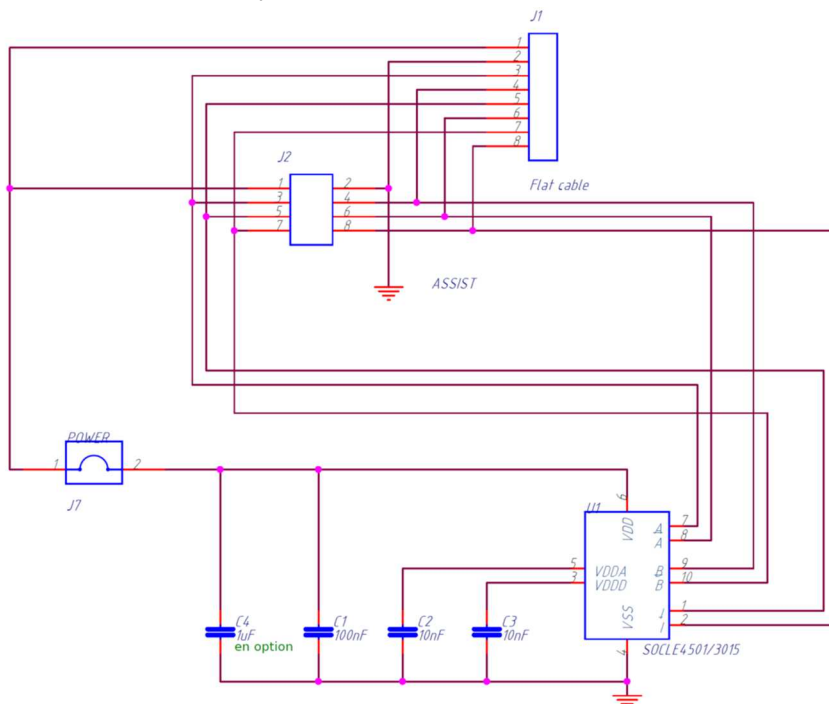


Fig. 4 Schematic diagram.

| Pin | ASSIST Interf. Board |
|-----|----------------------|
| 1 | VDD, 5V Supply |
| 2 | VSS, Ground |
| 3 | A |
| 4 | B |
| 5 | I |
| 6 | NA |
| 7 | NB |
| 8 | NI |

Fig 6 Pinout of connectors J1, J2.

© Copyright 2018 POSIC. All rights reserved. No part of this document may be reproduced without the prior written consent of POSIC. Products and companies mentioned in this document may be trademarks or registered trademarks of their respective owners. Information in this document is believed to be accurate and reliable and may be changed without notice. No responsibility is assumed by POSIC for its use, nor for infringements of patents or other rights of third parties which may result from its use. Some commercial or geographical restrictions may apply to the sale of this product. No license is granted by implication or otherwise under any patent or patent rights of POSIC. In no event shall POSIC, its employees, its contractors, or the authors of this document be liable for special, direct, indirect, or consequential damage, losses, costs, charges, claims, demands, claim for lost profits, fees, or expenses of any nature or kind. POSIC products are not designed, intended, authorized or warranted to be suitable for use in life-support applications, devices or systems or other critical care applications. Inclusion of POSIC products in such applications is understood to be undertaken solely at the customer's own risk. Should a customer purchase or use POSIC products for any such unauthorized application, the customer shall indemnify and hold POSIC and its officers, employees, subsidiaries, affiliates, representatives and distributors harmless against all claims, costs, damages and attorney fees which could arise.